



# PAW PROGRAM APPLICATION

**CONTINENTAL  
KENNEL CLUB INC**

The *Picture and Witness Evaluation Program* (PAW Program) was developed by CKC to evaluate non-registered purebred dogs for possible inclusion into CKC's purebred dog registry. In order for CKC to consider a dog for its PAW Program, the owner of the dog and two witnesses of age (18 years or older) must affirm that the applicant dog is purebred and 'of proper breed type' as defined by CKC's Registration Rules, Policies, Guidelines, and Procedures.

### NOTE

CKC charges a **NON-REFUNDABLE** evaluation fee of \$50.00 per application.



Photo ID Card



Certificate of Registration

Applicant canines that pass the PAW Registration Evaluation are accepted for registration by the Continental Kennel Club Inc. Canines will receive an official CKC Certificate of Registration displaying his/her photograph and a wallet-sized Photo ID Card.



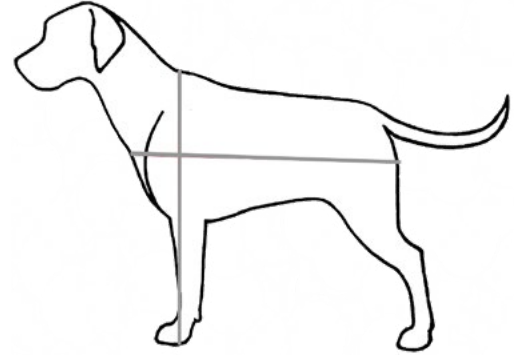
# PAW REGISTRATION RULES & GUIDELINES

## PAW REGISTRATION REQUIREMENTS

The PAW Program is used by Continental Kennel Club to evaluate purebred dogs for which the original registration records have been lost or the ancestry is undocumented. The requirements and guidelines for submitting your dog for PAW evaluation are outlined below. The PAW evaluation process takes about 30 days to complete, and the results (pass or fail) are sent out upon completion of the process. If the applicant dog passes and is accepted into the PAW Program, then it will be registered in CKC's purebred dog registry and a Certificate of Registration will be issued to the owner. If the applicant dog fails the evaluation process, the owner will receive a letter as notification of result. All PAW Program evaluation results and decisions are final. **The PAW Evaluation & Registration Fee (\$50.00) is non-refundable, regardless of PAW evaluation results.**

## CANINE REQUIREMENTS

- The dog must be a purebred dog and be of proper breed type.
- The dog must be at least one year of age to apply for PAW Registration.
- Bitches must not be pregnant or nursing at the time the photographs are taken.
- The dog must be in good physical health and free of any obvious disease, disorder, parasites, structural defects, and major disqualifying faults.
- All dogs submitted for evaluation must be clean and neatly groomed according to the specific breed standard (not shaven).
- Current physical measurements of the canine being represented on the PAW Registration Application **MUST** be provided.
  - a. Body height is measured from the ground to the highest point of the shoulders using a straight measuring stick.
  - b. Body length is measured from the most extensive point of the chest to the most extensive point of the rear using a straight measuring stick
  - c. Body weight is most accurately recorded by a veterinarian or with the use of an animal scale.
- Some large or giant breed dogs and dogs with special coat requirements may need to be evaluated after 2 years of age in order to ensure adequate time to develop their specific breed type or coat requirements.



## PHOTOGRAPH REQUIREMENTS

*All photographs submitted are part of the dog's permanent record and become the property of CKC, Inc. upon receipt.*

- The dog should take up approximately 75% of each photograph submitted.
- The dog **MUST** be in a standing position on a solid, level surface in each photograph; photographs in which the dog is sitting, lying down, or being held will **NOT** be used for evaluation.
- The view of the dog should not be obstructed by any object, person, or other canine; fences, tall grass, or large chains and collars interfere with the outline and proportions of the dog.
- The dog **MUST** be at least one year of age or older in all photographs submitted; photographs must be taken within last 30 days.
- The photographs **MUST** be original pictures of the dog and **MUST** be printed on photo-quality paper; photos submitted in any other format (CD, memory card, emailed, non-photo paper, etc.) will **NOT** be used for evaluation.
- The photographs **MUST** be a minimum of 4 IN. x 6 IN. in size; photos **MUST NOT** be edited, altered or touched-up in any way.
- The photographs **MUST** be taken from a position that is eye-level with the canine; photographs taken from an over-head angle or with the dog moving will **NOT** be used for evaluation.
- The photographs **MUST NOT** be blurry, grainy, black and white, or discolored.

## PHOTOGRAPH VIEW REQUIREMENTS

*CKC encourages dog owners to submit more than the minimum required 5 photographs to assist with the evaluation process.*

1. a profile photograph of the dog's head
2. a photograph of the dog's entire left side
3. a photograph of the dog's entire right side
4. a photograph of the dog's entire front
5. a photograph of the dog's entire rear

**SEE BACK SIDE OF APPLICATION FOR EXAMPLES OF ACCEPTABLE & UNACCEPTABLE PHOTOGRAPHS.**

**SUBMIT THE COMPLETED PAW REGISTRATION APPLICATION WITH ALL REQUIRED INFORMATION AND DOCUMENTATION TO:**

**Continental Kennel Club, Inc.  
P.O. BOX 1628 | Walker, LA | 70785**

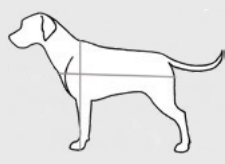


# PAW REGISTRATION APPLICATION

Complete the Canine, Owner, and Witness Sections below. Don't forget to include the Height, Weight, and Length of the dog. Make sure you sign the Owner section and have the two witnesses sign the Witness section. Submit the PAW Registration Application along with required photographs and \$50.00 evaluation fee (NON-REFUNDABLE) to **PO BOX 1628 - Walker, LA - 70785**.

## CANINE INFORMATION

Use BLACK ink ONLY

NAME OF DOG (30 characters or less)																		CALL NAME [12 characters or less]											
BREED												DOB			BLOODLINE (optional)														
COLOR												PATTERN/MARKINGS (optional)												<input type="checkbox"/> MALE <input type="checkbox"/> FEMALE					
SIRE NAME (if available)												DAM NAME (if available)												HEIGHT					
MICROCHIP# (optional)												DNA# (optional)												LENGTH					
																								WEIGHT					

## OWNER INFORMATION (18 years or older)

NOT valid in Canada

PREFIX		FIRST NAME												M	LAST NAME																	
MAILING ADDRESS																		APT#			PHONE#											
CITY												STATE		ZIP CODE			EMAIL ADDRESS (optional)															

By signing this application, I do hereby certify that all information provided on this PAW Registration Application is accurate and true. I acknowledge and agree that this application, and all documentation submitted along with this application, become the property of Continental Kennel Club upon receipt. I understand and agree to abide by all current CKC Rules, Regulations, and Guidelines. I understand that by providing my email address, I will receive email communications from CKC, which I can opt-out of at any time.

OWNER SIGNATURE

DATE

## WITNESS INFORMATION (18 years or older)

MUST be U.S. citizen

Witness #1 NAME												Witness #2 NAME											
Witness #1 ADDRESS												Witness #2 ADDRESS											
Witness #1 CITY/STATE/ZIP												Witness #2 CITY/STATE/ZIP											
Witness #1 DAYTIME PHONE												Witness #2 DAYTIME PHONE											

Two witnesses of legal age (18 or older) are required to provide their name, contact information, and signature here. The witnesses understand that by signing this application, they attest that the information contained on this application along with all submitted documentation and photographs supplied by the owner of the applicant dog is accurate and true.

Witness #1 SIGNATURE												DATE			Witness #2 SIGNATURE												DATE		
----------------------	--	--	--	--	--	--	--	--	--	--	--	------	--	--	----------------------	--	--	--	--	--	--	--	--	--	--	--	------	--	--

## PAYMENT INFORMATION

PAW Evaluation & Registration \$50.00 (non-refundable)

PAYMENT TYPE  CHECK/MO  VISA  MC  DISC  AMEX

CARD NUMBER			
-------------	--	--	--

EX. DATE		BILLING ZIP CODE				AMOUNT ENCLOSED	
----------	--	------------------	--	--	--	-----------------	--


FOR CKC OFFICIAL USE ONLY - DO NOT MARK INSIDE GREY BOX

- |                                         |                                         |                                                     |
|-----------------------------------------|-----------------------------------------|-----------------------------------------------------|
| <input type="checkbox"/> PASS           | <input type="checkbox"/> UTDBT - PHOTOS | <input type="checkbox"/> UTDBT - AGE/DEVELOPMENT    |
| <input type="checkbox"/> FAIL           | <input type="checkbox"/> UTDBT - BREED  | <input type="checkbox"/> UTDBT - CONDITION/GROOMING |
| <input type="checkbox"/> UTDBT - HEALTH |                                         |                                                     |

CARDHOLDER SIGNATURE												DATE		
----------------------	--	--	--	--	--	--	--	--	--	--	--	------	--	--

PRINTED NAME											
--------------	--	--	--	--	--	--	--	--	--	--	--

I understand that by providing my email address, I will receive email communications from CKC, which I can opt-out of at any time.



## 1. HEAD PROFILE

A profile of the canine's head is required for evaluation. This view is used to evaluate the dog's head, including the skull and muzzle size, length, and overall appearance. No part of the head should be cut off in this shot; photograph must include the head, muzzle, ears, and neck.

### Tips for Head Profile Shots

With the dog sitting or standing, one handler should hold a treat (or toy) one to two feet from the dog's nose to get the dog's attention. With the second handler squatting down to the dog's level, the second handler will quickly snap a photograph of the dog from the side looking at the treat. Be sure to reward the dog's cooperation by giving him/her the treat once the photo has been taken!

## 2. and 3. BODY PROFILE (LEFT SIDE /RIGHT SIDE)

The profile photo of the dog's entire body is used to evaluate the overall structure and conformation, including forequarter and hindquarter angulation and body proportions. CKC requires one clear photograph of each side of the dog; one of the dog's complete right side and one of the dog's complete left side. **THE DOG MUST BE STANDING IN BODY PROFILE PHOTOS!** The left and right body profile photos must include the dog's head, body, legs, and tail, with **NO** part of the dog cut off. These photographs **MUST** be taken at the eye-level of the dog.

### Tips for Body Profile Photographs

With the dog in a standing position, one handler should hold a treat (or toy) one to two feet from the dog's nose. While the handler has the dog's attention, a second handler can quickly squat down to the canine's level to snap a photograph of the dog from the side in standing position. Be sure to reward the dog's cooperation by giving him/her the treat once the photo has been taken!

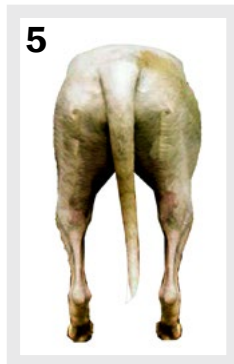


## 4. FRONT BODY

A photograph of the dog's entire front is required. The frontal photograph is used to evaluate the dog's facial expression, body symmetry, as well as frontal characteristics such as body width and forequarter orientation. No part of the dog should be cut off. The canine **MUST** be in a standing position and the photograph **MUST** be taken from the dog's eye-level.

## 5. REAR BODY

A photograph of the dog's entire rear is required. The rear view photograph is used to evaluate the dog's body symmetry as well as rear characteristics such as body width and hindquarter orientation. No part of the dog should be cut off. The canine **MUST** be in a standing position and the photograph **MUST** be taken from the dog's eye-level.




### Tips for Front & Rear Body Photographs

With the dog in a standing position, one handler should hold a treat (or toy) one to two feet from the dog's nose. While the handler has the dog's attention, a second handler can quickly squat down to the canine's level behind or in front of the dog to snap a shot. Be sure to reward the dog's cooperation by giving him/her the treat once the photo has been taken!

**The photographs below are examples of photographs that would NOT be accepted for use in a PAW Registration Evaluation. The captions below each photograph explain why the particular photograph would NOT be used to evaluate a canine.**




Photo taken from overhead angle, dog is turned diagonally, dog is standing in grass, there is no complete profile of the dog to evaluate.



Photograph taken from an overhead angle, dog is sitting, part of the dog have been cut out of the photo.



Dog is in a sitting position.



Dog is being held/restrained in arms, dog is not standing on all four legs.



Multiple dogs in photographs are not properly identified, dogs are standing behind obstruction (fence), dogs are turned at a diagonal angle.